

About JMD Assistant

JMD Assistant is an OBD model to help HandyBaby to read out data from Volkswagen cars, and it needs your HandyBaby upgrade to at least version 8.0.0. JMD Assistant reads data from Volkswagen cars only and won't write any data to cars, even in all key lost, so it won't be locked when the car connect to the server in 4S. HandyBaby reads data from JMD Assistant with RF, and it no needs any cables or computer during your work.

New key clone (The case have a original key)

Step 1 : Insert the original key turn on

Step 2 : Insert JMD Assistant to OBD port



* If dashboard happen spangled or re-light (don't worry that phenomenon is ok)

*Finish could listen beeper short "BiBiBi" by OBD that's was OK could next step

*Finish could listen beeper long "Biiiiiii" by OBD that's can't clone so far.
(upgrade continue)

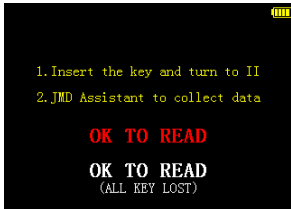
Step 3: Handy Baby and choice" More-fun" **Step 4:** VOLKSWAGEN



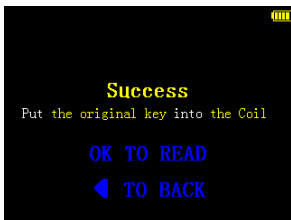
Step 5: Assistant read




Step 6: Push OK " OK TO READ"



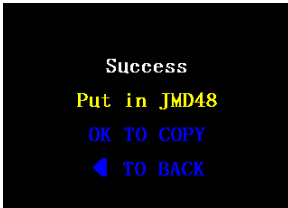
Step 7: Read Success by OBD data



Step 8: Insert original key push OK



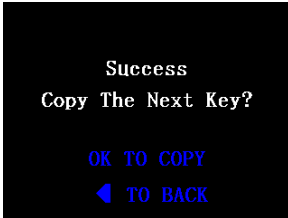
Step 9: Read Success by key data



Step 10: Copy by JMD48 chip push OK



Step 11: Copy more?



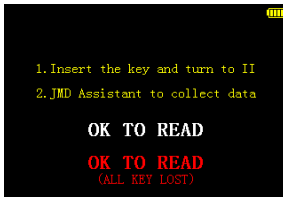
Step 12: New JMD48 chip push OK



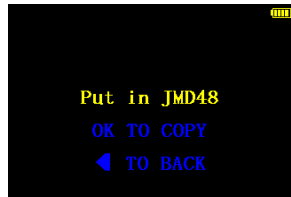
New key clone (The case all key lost):

Tham same above Step1 to Step5 continue Step6

Step 6: Assistant read push OK



Step 7: Copy by JMD48 chip



Step 8: Copy by JMD48 chip push OK



Step 9: Copy by JMD48 chip push OK

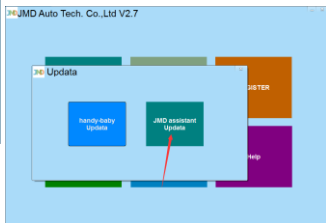



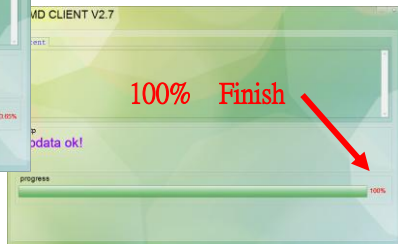
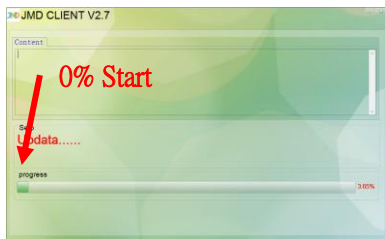
Attation:

If fail in reading, make sure you have follow the steps above and check the car is supported(see the list), or contact us

How could update new version

JMD Assistant connect to computer with USB cable, and open JMD Client software, click “UPDATES” –“JMD Assistant update”, then wait it until finish update.





Note: Make sure your computer have install Cp2102 driver and link to internet, and you should turn off Anti-virus and defender during update.

Information about JMD Assitant

JMD Assistant HandyBaby's coil , and get into" basic-info" menu, wait several seconds and press OK to read, it will show information of JMD Assistant.



Hardware:780 98EC
System:3.0.0
SN:



1126260786 - 875714119 - 97845047
Copyright (C)JMD Auto Tec. Co.,Ltd.
<http://www.handy-baby.com/>

JMD Assistant
Hardware:133A1F7
System:3.0.0 Battery:75%
SN:1729701446 - 1213228914
Copyright (C)JMD Auto Tec. Co.,Ltd.
<http://www.handy-baby.com/>
Registered

Charge

Please charge with 5V/1A , you can charge with computer or with power supply unit of smart phone. During charge , LED shows read, and shows blue in full charging.

Support list (Clone only)

More cars will be add in the future version, please put eyes on the latest news.

Brand	Car	System	Year	Note
Skoda	Octavia	CDC32+24C32	2007-2009	1.6T and 2.0T are not support
	Scout	CDC32+24C32	2007-2009	
	Octavia	HEC+24C32/64	2009-2015	1.6T and 2.0T are not support
	Scout	HEC+24C32/64	2009-2015	
	Superb	HEC+24C32/64	2009-2015	
	Rapid	HEC35XX	2014-?	haven't confirm the latest year
Volkswagen	Bora	HEC+24C32/64	2009-2015	
	Bora	HEC+95320	2013	
	Bora	HEC35XX	2014	
	Caddy	HEC+24C32/64	2009-2015	
	EOS	HEC+24C32/64	2009-?	haven't confirm the latest year
	Golf6	HC9S12-1M80F	2009-2014	
	Golf6	HEC+24C32/64	2011-2014	
	Golf6	HEC+95320	2009-?	haven't confirm the latest year
	Jetta	HEC+24C32	2010-2015	
	Jetta	HEC+95320	2013	
	Jetta	HEC35XX	2014-2015	
	Lavida 1.6T	HEC+24C32/64	2011-2015	1.6T and 2.0T are not support
	Lavida	HEC35XX	2014-2015	
	POLO	HEC+24C32	2009-2015	
	POLO	HEC+95320	2013-2015	
	POLO	HEC35XX	2014-2015	
	Passat	HEC+24C32/64	2011-2015	
	R36	HEC+24C32/64	2010-?	haven't confirm the latest year
	Sagitar	CDC+24C32	2007-2010	
	Sagitar	HEC+24C32/64	2010-2014	
	Scirocco	CDC+24C32	2009-2014	
	Scirocco	HEC+24C32/64	2009-2014	
	Seat	HEC+24C32/64	2009-?	haven't confirm the latest year
	Tiguan	MM9S12 1M80F		
	Tiguan	HEC+24C32/64	?-2012	haven't confirm the first year
	Tiguan	HEC+95320	2009-2014	
	Touran	CDC+24C32	2006-2010	
Touran	HEC+24C32/64	2011-2015		
Santana	HEC35XX	2013-2015		
Gran Lavida	HEC35XX	2014-2015		

Note: some cars are not support in the next half year of 2015 in the list, and blade shape remote key are not support too.



Blade shape remote key

Support list (all key lost)

More cars will be add in the future version, please put eyes on the latest news.

Brand	Car	System	Year	Note
Volkswagen	Bora	NEC+95320	2013	NEC(JCI with NEC+95320)
	Golf6	MC9S12-1M80F	2009-2014	Magneti dash UDS-9S12
	Golf6	NEC+95320	2009-?	
	Jetta	NEC+95320	2013	NEC(JCI with NEC+95320)
	POLO	NEC+95320	2013-2015	NEC(JCI with NEC+95320)
	Tiguan	MM9S12 1M80F		Magneti dash UDS-9S12
	Tiguan	NEC+95320	2009-2014	

Q&A

Q : The dashboard off and can not light up again.

A : For the wrong operations and other reasons, the dashboard can't light up again, please pull out JMD Assistant and insert key and twist to II again, or cut off the battery and link back again.

Q : Illegal key to start and cause the car enter safe state

A : Insert a legal key and light the dashboard , and wait until the car get out safe state

Q : The car can not start with legal key

A : The battery is in low power

Q : After operate with JMD Assistant, there are fault codes

A : You can erase fault codes with OBD diagnosis device, if can't , drive the car for a distance , it will be erased

Q : There is a wrong sound from JMD Assistant after reading

A : Check the car if support or not, and make sure your JMD Assistant in the latest version, if so, try again. For fail again, contact us and send us the codes, car model, years.

Declaration

1. Do read the manual carefully before using the product
2. The product use to clone keys legally only, if use in illegal actions, user take full responsibility
3. All the pictures provide in this manual might not be same as the product, it is used for demonstrating only.
4. Once sold, no returns are allowed except the quality problem
5. We do our best to make all the content in this manual are right, we will be greatly appreciated if you find out any mistake and tell us.

Contact

WhatsApp: +86 18406690361, +86 18825300027 , (after-sale)

QQ: 493416834 , Wechat:18406690361 ,

Skype: handybaby@outlook.com

Email: 493416834@qq.com Website: www.handy-baby.com